




MILESTONE
H E L P I N G
P A T I E N T S

Webinars by Milestone

Quick Guide to Attending your First Webinar

HOW TO REGISTER

From your invitation, click on the Register button.
A webpage will open: click on REGISTER and fill the form in.

 For **MILESTONE**

Event Information: How to attend a webinar

This event requires registration

Event status:	Not started
Date and time:	Wednesday, April 22, 2020 12:00 pm Europe Summer Time (Rome, GMT+02:00) Change time zone
Duration:	1 hour
Description:	

[Register](#)

Copyright © 2020 Milestone Srl
[Privacy](#) | [Terms of Service](#) | [Request information about WebEx services](#)

Event Information: How to attend a webinar

Registration is required to join this event. If you have not registered, please do so now.

Event status:	Not started (Register)
Date and time:	Wednesday, April 22, 2020 12:30 pm Europe Summer Time (Rome, GMT+02:00) Change time zone
Duration:	1 hour
Description:	

By joining this event, you are accepting the Cisco Webex [Terms of Service](#) and [Privacy Statement](#).

Join Event Now

To join this event, provide the following information.

First name:	<input type="text"/>
Last name:	<input type="text"/>
Email address:	<input type="text"/>
Event password:	<input type="text"/>


[Join Now](#)
[Join by browser](#) **NEW!**

[Register](#) [Go Back](#)

CONFIRMATION EMAIL

After registration, you will receive a confirmation email from messenger@webex.com.

Save it: it contains the link to access the event and your password.



Hello Attendee 1,

Your registration was approved for the following Webinar.
Please remember to join it at least 10 minutes before the scheduled starting time so you won't miss valuable information.

Topic: How to attend a webinar
Wednesday, April 22, 2020 12:00 pm, Europe Summer Time (Rome, GMT+02:00)
Event password: abc123

To join the online event

[Click here](#) to join the online event.
Or copy and paste the following link to a browser:
<https://milestone.webex.com/milestone-en/onstage/g.php?MTID=e19c70950c42032df46be241013a9456e>

To view in other time zones or languages, please click the link:
<https://milestone.webex.com/milestone-en/onstage/g.php?MTID=ed0415bd85dc91be0fcbae48cf0673921>

JOIN THE EVENT

On webinar day, click on the link you received via email and join the event.

Event Information: How to attend a webinar
Registration is required to join this event. If you have not registered, please do so now.

Event status:	Not started (Register)
Date and time:	Wednesday, April 22, 2020 12:30 pm Europe Summer Time (Rome, GMT+02:00) Change time zone
Duration:	1 hour
Description:	

By joining this event, you are accepting the Cisco Webex [Terms of Service](#) and [Privacy Statement](#).

Join Event Now

To join this event, provide the following information.

First name:

Last name:

Email address:

Event password:

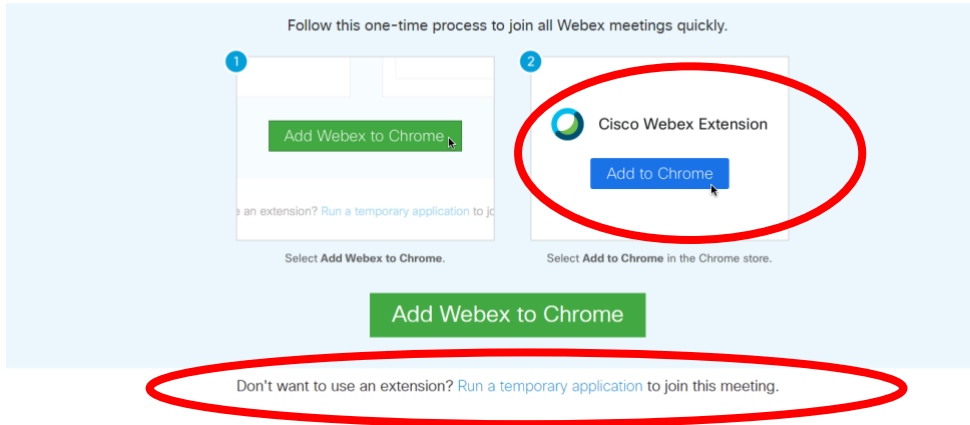
[Join Now](#)

[Join by browser](#) **NEW!**

HOW TO USE CISCO PROGRAM

You can add the Cisco Webex plug-in to Chrome browser or you can select “Run a temporary application”.

Step 1 of 2: Add Webex to Chrome



DURING THE EVENT

PLEASE MAKE SURE that your Audio is OFF: microphone icon should be red.

If you have any questions, or want to intervene, please do that using the chat. There will be a Q&A time at the end of webinar.

