


eGROSS

Ergonomic, mobile grossing workcenter with digital documentation of surgical specimens



MILESTONE
HELPING
PATIENTS

The eGROSS

This all-in-one grossing workstation has been specifically designed to integrate state of the art tools and standardization into a 21st century system for gross tissue dissection. It features enhanced process documentation, safety, flexibility and cost-effectiveness.

The eGROSS is the first to incorporate the digital power of specimen identification and dissection documentation, creating a standardized, imaged documenting, protocol. It can create a chain of custody that assures quality at the source of tissue selection and cassette generation from gross room throughout histology to the pathologist's desk. The eGROSS captures digital documentation enabling innovative laboratories to pursue not only high quality but also work simplification and standardization in pursuit of the "virtual" and dictation-less lean laboratory operation.

Quality assurance? No problem!

The MacroPATH pro-x, integrated with the eGROSS, is a user-oriented capture and storage system for macro images of patient specimens. It dramatically reduces specimen turnaround time at the grossing station compared to conventional shoot and capture handheld systems.

Autofocus, auto-light adjustment, and hands free operation through a foot pedal enable users to concentrate on the patient case without manual intervention.

▶ ERGONOMIC




- 1 Easily adjustable (+/- 30cm - 11.8") working height.

▶ LONG LIFE OPERATION



- 2 Corrosion resistant stainless steel (AISI 304) structure and work surfaces.

▶ HIGH SAFETY STANDARDS



- 3 High power exhaust system with downdraft and downdraft, also includes specimen safety filter.



- 4 Formalin dispensing nozzle with foot pedal control.



- 5 Twin tanks (up to 10 liters-2 gallon each) with safety valve, store fresh and exhausted formalin. Continuous exhaust airflow monitoring, with feedback light indicator.



- 6 Anti-splash transparent slide out covers. Lateral transparent containment boards.



- 7 Waste paper basket connected to exhaust system. (optional)

ERGONOMIC, MOBILE GROSSING WORKCENTER WITH DIGITAL DOCUMENTATION OF SURGICAL SPECIMENS



▶ FULL DOCUMENTATION



- 8 *MacroPATH pro-x macro digital imaging system for automatic, rapid documentation of all the steps in grossing of surgical pathology specimens.*



- 9 *Foot pedal control, enables hands-free control of major camera functions (zoom-in/out, save, record).*

▶ EASY OPERATION




- 10 *Large sink 40x34x18 cm (15-7"x13.4"x7.1") with filter and shower type water faucet.*



- 11 *All-in-one control panel places major functions within easy reach.*



- 12 *Slide-out waterproof keyboard with built in mouse (IP68).
Barcode reader. (option)
Microphone for dictation. (option)*



- 13 *Large working area of 50x40 cm (19.7"x15.7") with cutting board on special supports to allow unrestricted downdraft flow.*



- 14 *Store frequently used tools close-at-hand on the integrated magnetic bar.*



- 15 *Stainless steel ink tray*



- 16 *Connectivity:*
- Network ready
 - LIS compatible
 - Remote viewing enabled

State-of-the-art macro digital imaging



The eGROSS built-in MacroPATH pro-x digital imaging technology is the most advanced system for full documentation of grossing of surgical specimens. It is a new tool for optimized quality assurance, improved productivity and workflow. It operates with icon driven, user friendly software.

The simplicity of MacroPATH pro-x system

State-of-the-art digital camera:

- Resolution: 16 Mpx (image size: 4608x3456 px)

- 17 *Magnification: 10x optical*
- Automation: autofocus, auto-light adjusting, auto WB.
 - Supplemental lighting: built-in LED


- 18 *Point-of-care control terminal, 17" touch screen.*

Foot pedal control enables users to concentrate on the patient case not manual camera operations

State-of-the-art exhaust technology

In the eGROSS, every single technical detail has been studied and designed to obtain the best performance. The main focus has been the exhaust system which is essential to create the necessary air flow in the vented secure area to guarantee full protection for the operators. To obtain the best air flow speed with the minimum turbulence and noise, a stainless-steel collector chamber has been specifically designed and positioned at the back of the intake grid. Milestone's engineers have also

studied and tested the shapes and orientation of the grid holes to cover the whole vented area, taking in consideration the working aspects during the macro-dissection sampling procedures. The core of the exhaust system is the high speed 2000mc/h centrifugal fan motor. This essential component is installed at the base of the station to reduce the vibrations and to ensure the complete removal of the air mass coming from the dual down and back draft systems.



State-of-the-art ergonomomy

Easily adjust the eGROSS working height to accommodate standing or sitting. The unit can be positioned from its lowest setting of 90 cm (38.6") to the highest at 120 cm (47.2"), and anywhere in between.



30cm
12"



Technical Specifications

- Dimensions (WxHxD) 185 cm (72.8") x 181cm up to 211cm (71.3" up to 83") x 81cm (31.9").
- Weight 255 Kg (562 Lbs).
- Minimum table height 90 cm (35.4"). Maximum table height: 120 cm (47.2").
- Water connection: inlet G 1/2" - outlet 40 mm.
- Power supply: 230V 50/60Hz or 115V 60Hz - 1400 Watt.
- Exhaust connection: 500-900 m³/h (294÷530 cfm).

Interfacing the eGROSS

In addition to stand-alone operation, eGROSS can interface with a PACS or LIS through coded solution or TWAIN mode.

Stand-alone system

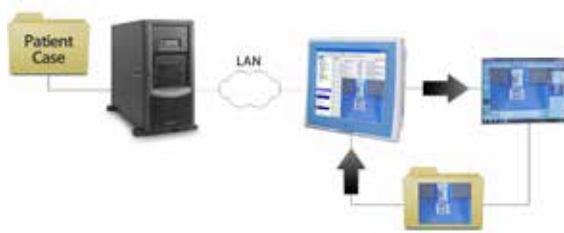


Saved locally



Saved in a network location

Interfacing with LIS (Laboratory Information System)



1. eGROSS acts as a secondary application to the LIS. Patient case identifier is held by LIS.
2. LIS launches eGROSS.
3. User completes image acquisition and annotation.
4. Assets are transferred to the LIS.

eGROSS without MacroPATH pro-x

Whenever the digital imaging features are not required, the eGROSS is available without the MacroPATH pro-x.

Technical specifications:

- Dimensions (WxHxD) 185 cm (72.8") x 146 cm up to 176 cm. (57.5" up to 69.3") x 80 cm (31.5"). Weight 245 Kg (540 Lbs).
- Minimum table height 90 cm (35.4"). Maximum table height: 120 cm (47.2").
- Water connection: inlet G 1/2" - outlet 40mm.
- Power supply: 230V 50/60Hz or 115V 60Hz - 1200 Watt.
- Exhaust connection: 500-900 m³/h (294÷530 cfm).



MILESTONE



HELPING PATIENTS

MILESTONE Srl - Via Fatebenefratelli, 1/5 - 24010 Sorisole (BG) - Italy
Tel: +39 035 4128264 - Fax: +39 035 575498
www.milestonemedsrl.com - email: medical@milestonesrl.com

UNI EN ISO 9001: 2008 / UNI EN ISO 13485:2012 CERTIFIED

MILESTONE MEDICAL TECHNOLOGIES, INC.
6475 Technology Avenue, Suite F, Kalamazoo, MI 49009 - USA
Tel: 269-488-4950 - Toll-free: 866-995-5300 - Fax: 269-488-4949
www.milestonemed.com - email: info@milestonemed.com

In your country: